

PASS It On

The Cal-PASS Plus Newsletter



Cal-PASSPlus
A System of Data



SAN JOAQUIN
DELTA
COLLEGE



EDUCATIONAL
RESULTS
PARTNERSHIP

Deep Dive: Guided Pathways Equity Study



California Guided Pathways

The California Guided Pathways Project helps community colleges implement an integrated, institution-wide approach to student success by creating structured educational experiences that support each student from point of entry to attainment of high-quality postsecondary credentials and careers.

[Educational Results Partnership](#), [The Community College Research Center](#), and [WestEd](#) recently conducted a Guided Pathways Equity Study. The partnership tracked students who entered California Community Colleges (CCCs) for the first time in

the Fall of 2009. The researchers tracked this cohort (n=220,509) for six years. Key items examined include:

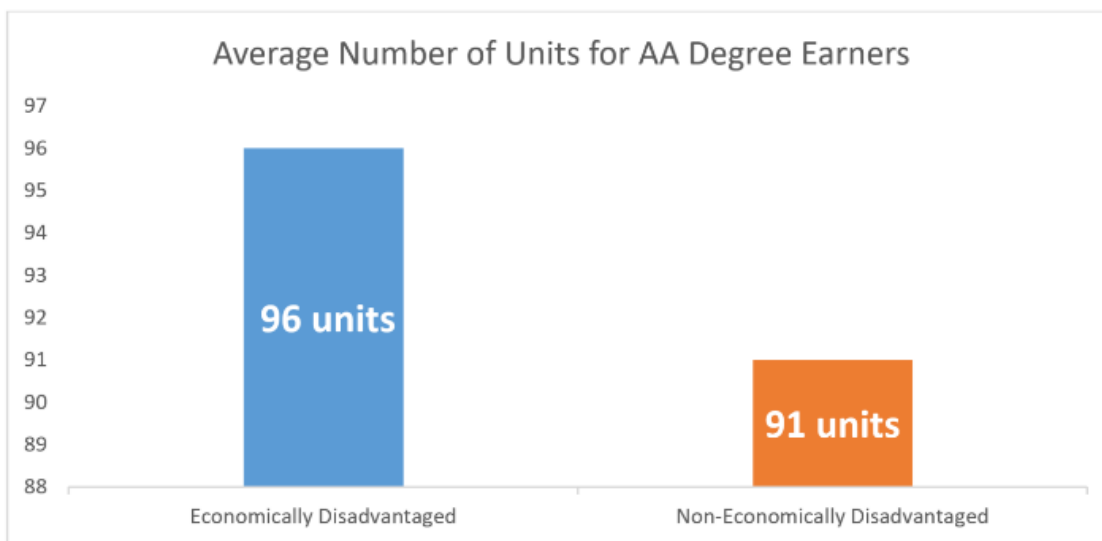
1. Students' highest educational attainment;
2. Students' change in annual earnings before and after 6 years;
3. Employment rate;
4. Whether students' annual earnings after the 6th year met the regional living wage; and
5. The associations between students' program of study and their outcomes.

Most importantly, all the information was examined across races and economically disadvantaged (received financial assistance) and not-disadvantaged groups.

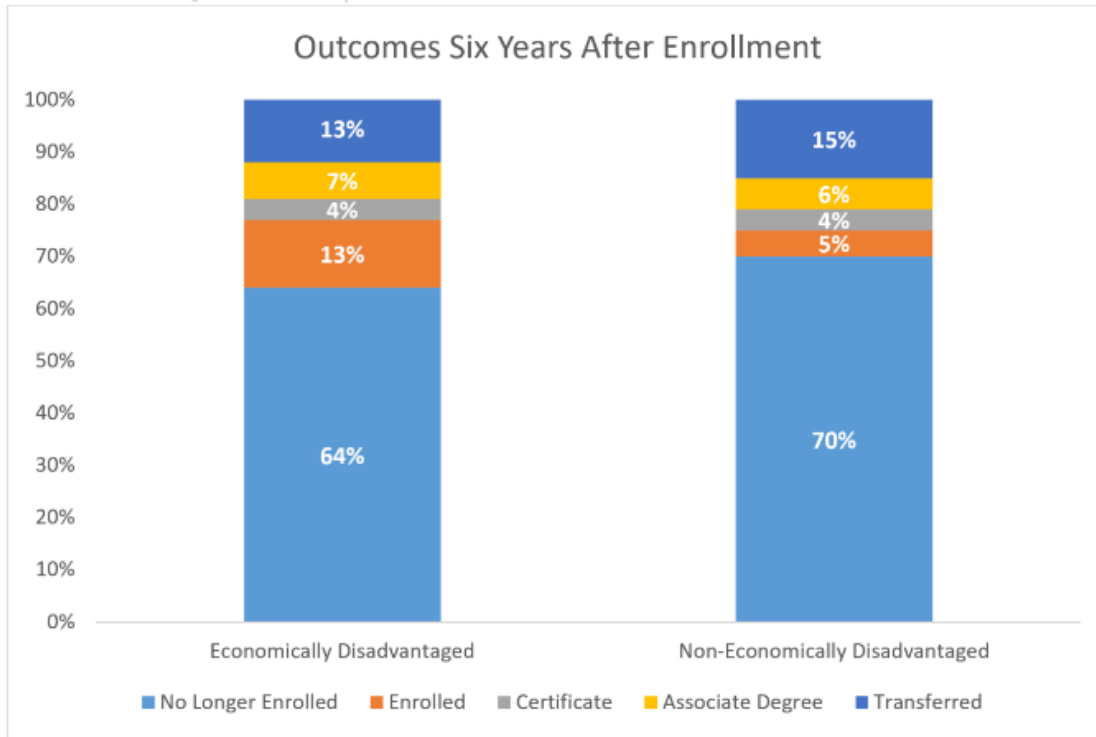
Overall, the findings reinforce why California Community Colleges need to be more streamlined to meet employment demands and help students graduate with credentials that lead to living-wage jobs. The major reason students attend college is to prepare for careers, whether through certificates, associate degrees, transfer, or skills-building, so the goal for all CCCs should go beyond completion. Guided Pathways support sustained economic mobility by helping students create a long-term plan that includes developing the complex skill set needed to change careers and advance up the career ladder over time.

Some key findings from the study include:

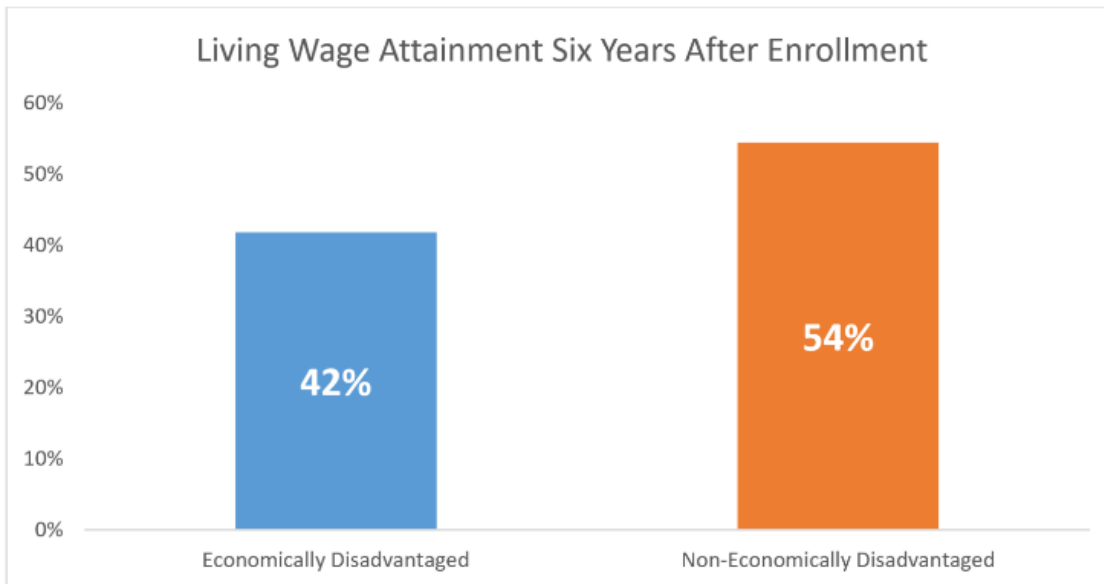
Economically disadvantaged students are less efficient in earning degrees, earning an average of 36 units more than the 60 needed to complete.



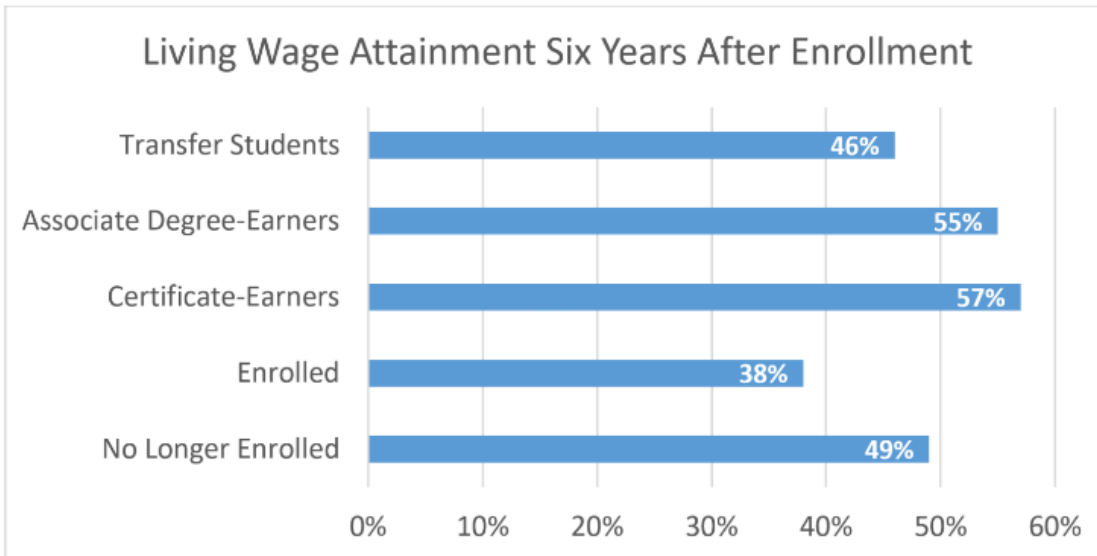
Although they are less likely to drop out, 13% of students who receive financial aid did not transfer and are still enrolled in a CCC without an award six years after they started, compared to only 5% of non-disadvantaged students.



Economically disadvantaged students are much less likely to earn a living wage and earn \$5,200 less than their non-economically disadvantaged peers.



Students who earn certificates are more likely to attain a living wage (in the short term).



Note: Transfer students may not have completed a baccalaureate degree during the term of the study.

News & Updates

New Version of LaunchBoard

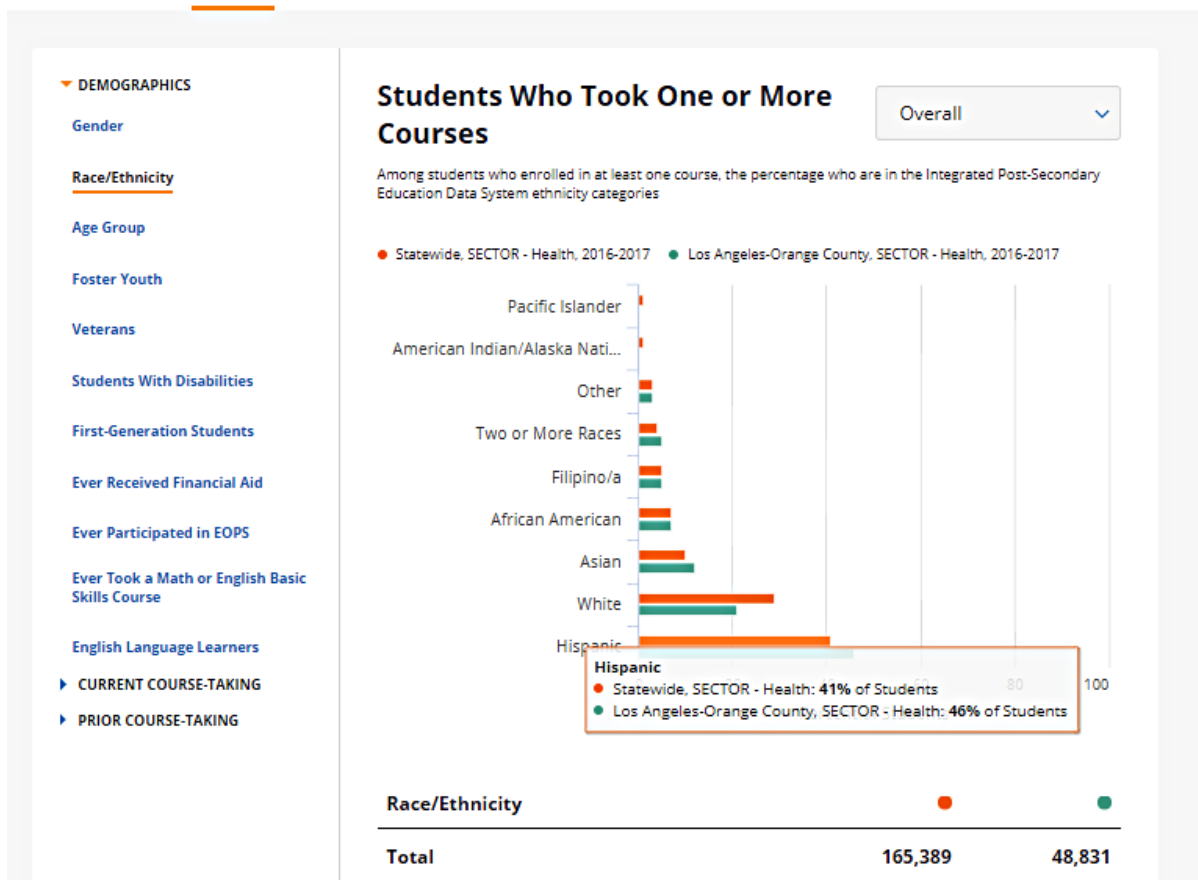
The LaunchBoard, a statewide system of data supported by the California Community Colleges Chancellor's Office and hosted by Cal-PASS Plus, has a new user interface. The improved interface is more user friendly and has faster load times. The LaunchBoard provides data to California community colleges on student progress, employment, and earnings outcomes for both Career Technical Education (CTE) and non-CTE pathways.

Program Snapshot Data Tables

Which programs would you like to view?

College or Region: <input type="text" value="Statewide"/>	Program or Sector: <input type="text" value="SECTOR - Health"/>	Credit Status: <input type="text" value="All"/>	Academic Year <input type="text" value="2016-2017"/>	View
College or Region: <input type="text" value="Los Angeles-Orange County"/>	Program or Sector: <input type="text" value="SECTOR - Health"/>	Credit Status: <input type="text" value="All"/>	Academic Year <input type="text" value="2016-2017"/>	Export

[Program Size](#)
[Students](#)
[Milestones](#)
[Success](#)
[Employment](#)
[Earnings](#)
[Demand](#)
[DED](#)



Dashboard Updates

The following Cal-PASS Plus dashboards have been updated to reflect the most recent available data and analyses:

- Foster Youth Dashboard
- Student Athletics Dashboard

March/April 2018

- Transition Report
- CTE Transition Report

The numerous dashboards on the Cal-PASS Plus website and the LaunchBoard track important metrics for students as they progress to and through the education-to-workforce pipeline.

API for Multiple Measures Now Available

Cal-PASS Plus has created a new, streamlined way to match data for placement using multiple measures. API, which stands for Application Programming Interface, is now available to all colleges. This allows colleges to securely automate placement data in real time for incoming students using the [statewide placement recommendations](#) developed by the [Multiple Measures Assessment Project](#). Please contact dlamoree@edresults.org with questions on how to set up an API for multiple measures.

Would you like to include your event or training in the next issue of PASS It On? Send your submissions to egruver@edresults.org.

Connect:

outreach@edresults.org

(916) 498-8980

@ERP_Learn