



Cal-PASS Plus Fall Webinar

New Features to the System & Accessing the Data

AGENDA

- Welcome
- Overview of Cal-PASS Plus Partnership
 - Why are we here?
 - What are we currently focused on?
- Getting to know the new features & accessing the system
 - Publically Available Data
 - Best Practices Framework
 - Helpful reports: New tools and redesigned transitions reports
 - Managing your MOU
 - Uploading Data
 - Downloading data
 - Regional Learning Collaboratives (RLCs)
- Questions?
- Get in Touch

What is Cal-PASS Plus?



Ultimate Purpose:

Using actionable data to improve outcomes for students along the education to workforce pipeline

The Achievement Gap

US Public High School Graduation Rates



The Achievement Gap

College Entry Rates for High School Graduates by Ethnicity

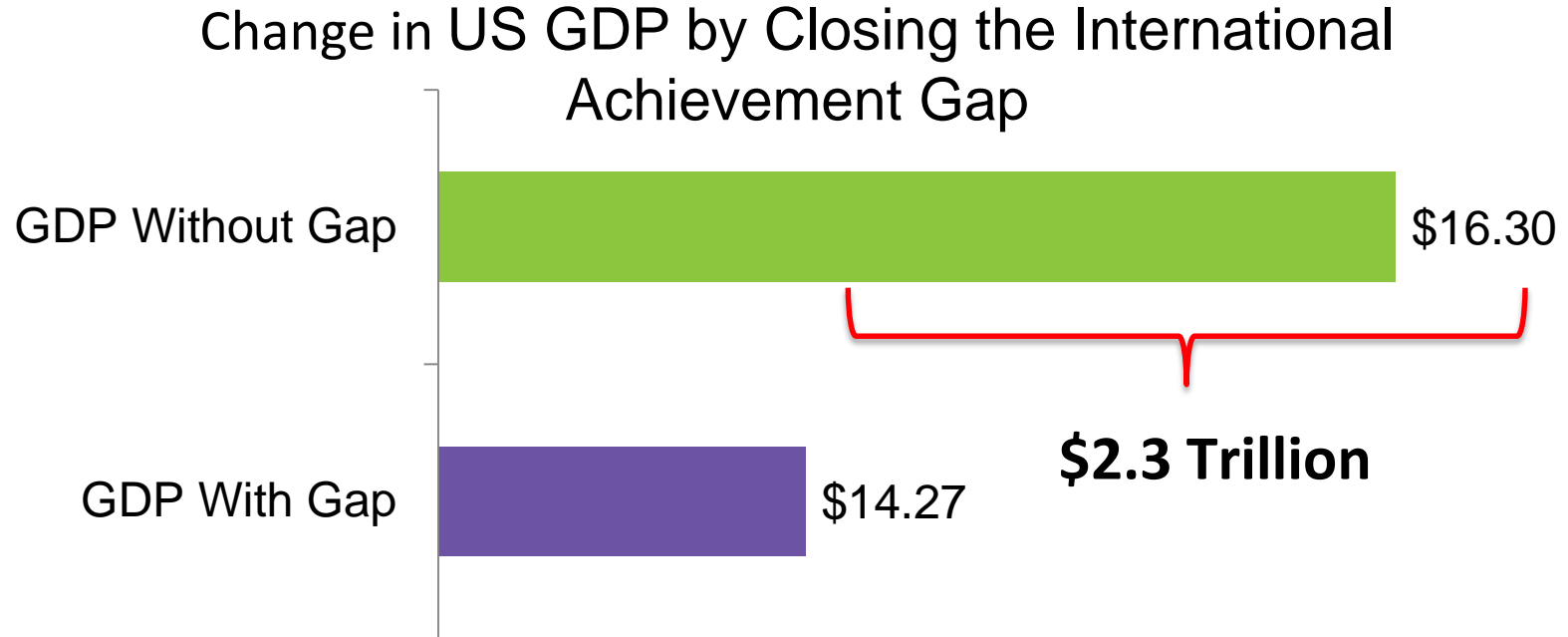


The Achievement Gap

College Completion Rates in 6 Years by Ethnicity




An Economic Imperative



*In Trillions, McKinsey & Company, 2009

What do we do with the data?

Highlight Momentum Points



- Momentum points in the education-to-workforce pipeline are key to student success
- Lack of alignment in the pipeline perpetuates these choke points
- We can and must eliminate the choke points in the system

What do we do with the data?

Identify “bright spots”

Applies **big data analytics** to
uncover **bright spots** and
find out **why**



EDUCATIONAL
RESULTS
PARTNERSHIP



Explore Data and Collaborate

Pre K-12 Schools

Community
Colleges

Universities

Regional Learning
Collaboratives

Public Student Achievement
Data

Best Practices

Helpful Reports

Member List

Join/Manage MOU

Upload Data

Download Data

Workforce Pipeline

Select Your Economic Region

OR

Select Your County

and Empire

Select county

Elementary
School

Middle
School

High School

Community
College

University

Labor
Market

School
Readiness

Elementary
Education

High School
Readiness

College
Readiness and
Access

Certificates AA
Degrees
Transfers

Baccalaureate
Completion

Employment
Living Wage
Jobs

Select any K-12 school in California

[Home](#)[About Us](#)[Join](#)[Help](#)[Contact](#)[News](#)[Links](#)[My Profile](#)[Log-Out](#)

Search for a School or District in California

Top 10 Comparables

Search for a School or District in California

School Name (Select to drilldown)	District Name (Select to drilldown)	County Name	NCESID Code
Abraham Lincoln Elementary (View Top 10)	Glendale Unified	Los Angeles	061524001937
Abraham Lincoln Elementary (View Top 10)	Newport-Mesa Unified	Orange	062724000755
Abraham Lincoln Elementary (View Top 10)	Santa Ana Unified	Orange	063531005993
Abraham Lincoln Elementary (View Top 10)	Desert Sands Unified	Riverside	061111001230
Abraham Lincoln Elementary (View Top 10)	Colton Joint Unified	San Bernardino	060939000951
Abraham Lincoln Elementary (View Top 10)	Cupertino Union	Santa Clara	061029001139
Abraham Lincoln Elementary (View Top 10)	Santa Rosa Elementary	Sonoma	063581006125
Abraham Lincoln Elementary (View Top 10)	Sacramento City Unified	Sacramento	063384005218

Statewide Top 10 Comparables

Your School or District

School Name	District Name	County Name	Enrollment	Percent Socioeconomic Disadvantaged	Percent English Language Learner	Percent At or Above Grade Level
Abraham Lincoln Elementary	Sacramento City Unified	Sacramento	473	81.18	32.14	21.71

Top Schools

Rank	School Name	District Code	County Name	Enrollment	% Soc Dis	% English Language Learner	% At or Above Grade Level
1	KIPP Comienza Community Prep	Los Angeles Unified	Los Angeles	322	87.89	67.39	81.88
2	KIPP Raices Academy	Los Angeles Unified	Los Angeles	515	84.66	54.56	76.58
3	Broadway Elementary	Los Angeles Unified	Los Angeles	391	92.90	18.67	67.07
4	Lincoln Elementary	Oakland Unified	Alameda	702	81.05	57.83	61.78
5	KIPP Empower Academy	Los Angeles Unified	Los Angeles	330	83.64	9.09	59.10
6	PUC Milagro Charter	Los Angeles Unified	Los Angeles	287	88.85	23.69	57.88
7	Mildred B. Janson Elementary	Rosemead Elementary	Los Angeles	616	84.25	38.31	56.76
8	Equitas Academy Charter	Los Angeles Unified	Los Angeles	454	95.37	42.29	55.03
9	Celerity Cardinal Charter	Los Angeles Unified	Los Angeles	242	97.93	51.65	53.13
10	Nye Elementary	San Diego Unified	San Diego	529	82.99	28.36	53.01

Regional Top 10 Comparables

School Name	District Name	County Name	Enrollment	Percent Socioeconomic Disadvantaged	Percent English Language Learner	Percent At or Above Grade Level
Abraham Lincoln Elementary	Sacramento City Unified	Sacramento	473	81.18	32.14	21.71

Top Schools

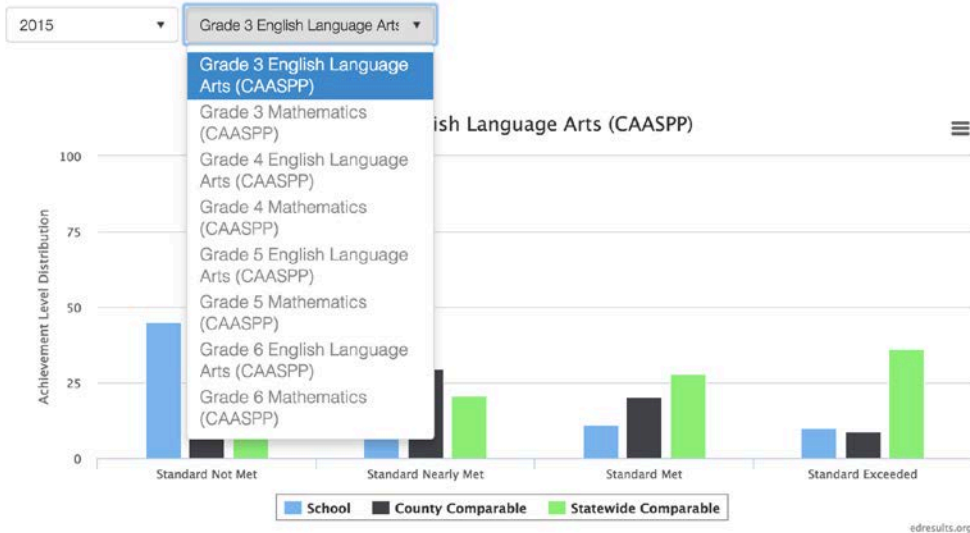
Rank	School Name	District Code	County Name	Enrollment	% Soc Dis	% English Language Learner	% At or Above Grade Level
1	Community Outreach Academy	Twin Rivers Unified	Sacramento	1422	86.57	72.29	49.31
2	Camellia Elementary	Sacramento City Unified	Sacramento	480	81.25	34.58	44.31
3	Isleton Elementary	River Delta Joint Unified	Sacramento	162	84.57	38.27	38.27
4	Bates Elementary	River Delta Joint Unified	Sacramento	184	85.87	54.35	32.04
5	John Bidwell Elementary	Sacramento City Unified	Sacramento	389	100.00	27.51	32.03
6	Isador Cohen Elementary	Sacramento City Unified	Sacramento	346	86.42	16.18	31.45
7	Cesar Chavez Intermediate	Sacramento City Unified	Sacramento	329	100.00	32.22	29.11
8	Higher Learning Academy	Twin Rivers Unified	Sacramento	198	89.39	6.57	27.74
9	Harmon Johnson Elementary	Twin Rivers Unified	Sacramento	578	96.02	43.60	27.61
10	Oak Park Preparatory Academy	Sacramento City Unified	Sacramento	64	93.75	12.50	27.54

Grade Level Reports (CAASPP)

[Search](#) / [Performance Snapshot](#) / [Beating/Lagging Expectations](#) / [Multi Grade Summary](#) / [Grade Reports](#)
[Scatterplot](#) / [Top 10](#) / [Other Schools or Districts](#)

Abraham Lincoln Elementary, Sacramento City Unified

Grade Level Reports

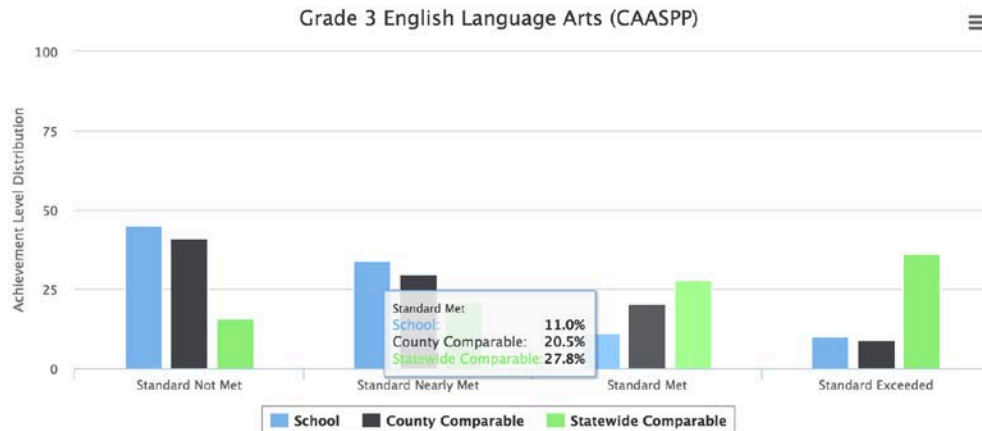


Grade Level Reports (CAASPP)

Abraham Lincoln Elementary, Sacramento City Unified Grade Level Reports

2015

Grade 3 English Language Arts

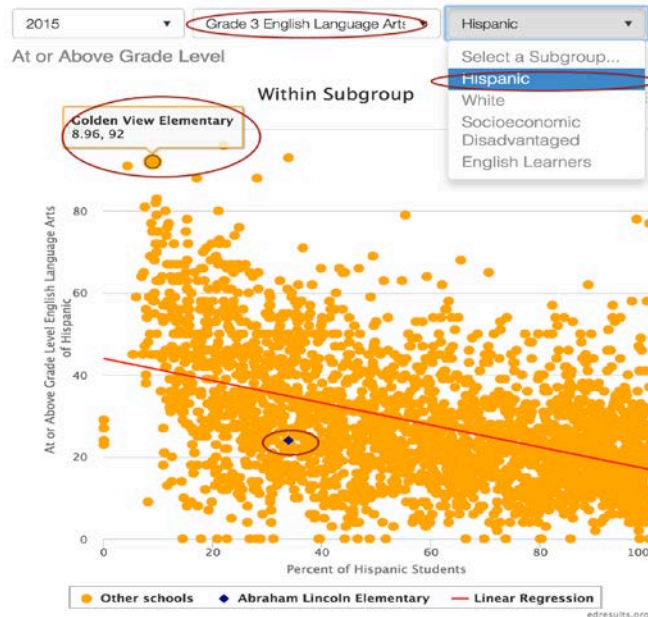


edresults.org

Grade Reports Disaggregated by Subgroup

[Search](#) / [Performance Snapshot](#) / [Beating/Lagging Expectations](#) / [Multi Grade Summary](#) / [Grade Reports](#)
/ [Scatterplots](#) / [Top 10](#) / [Other Schools or Districts](#)

Abraham Lincoln Elementary, Sacramento City Unified



Best Practices Framework

Cal-PASSPlus

[Home](#) [About Us](#) [Join](#) [Help](#) [Contact](#) [News](#) [Links](#) [Log-In](#) [My Profile](#) [Log-Out](#)

Best Practices [Return to Framework - Click Here](#)

Best practices in education are the policies, procedures, and principles proven to be most effective in helping students learn. Our framework summarizes the best practices applied by schools across the country that outperform the norms.

It is designed to identify what works best in teaching and learning based on objective data. Educators, policymakers and parents can use it to understand where their schools stand relative to top performers.

You can use it to analyze whether or not and how effectively best practices are applied at your school, and build a roadmap for student success by applying what is proven to work.

Organizing Theme	System	School	Classroom
College and Career Readiness Curriculum & Expectations	Provide clear, specific learning objectives aligned to college and career readiness, along with evidence-based instructional practices, materials and resources. Self-Audit Explore	Implement the system's rigorous instructional program so that all students master the content knowledge and 21st century skills needed for post-secondary education and career success. Self-Audit Explore	Implement evidence-based, engaging instructional practices and effective lesson design to ensure that all students meet rigorous expectations for content knowledge, critical thinking, and self-direction. Self-Audit Explore
Culture of Achievement	Establish system-wide mission of college and career readiness for all students; provide schools with leadership and resources to support a culture of achievement. Self-Audit Explore	Develop a collaborative school community that fosters a college-bound mindset, scholarship, and self-directed learning for achievement at the highest levels. Self-Audit Explore	Promote the school's academic community by maintaining college and career expectations, a collaborative professional culture, and a growth mindset among students. Self-Audit Explore

2300 N Street, Suite 3 Sacramento, CA 95816 | Phone: 916.498.8980

Organizing Features

Drill down to specific criteria and practices

Best Practices [Return to Framework - Click Here](#)



Criteria	Less Effective Practices	Success Factors for Meeting State Standards	Success Factors for College and Career Readiness
Fidelity to Mission	The school's program for student learning is implemented with varying degrees of fidelity, depth, and consistency across grades and subjects.	The school implements the system's program for student mastery of state standards with fidelity, depth, and consistency.	School leaders and staff members are fully committed to and embrace the system's mission of college for all high fidelity implementation of college-ready program across all aspects of the school's culture. Evidence
Consistency of Effective Instructional Practices	Textbooks or purchased instructional programs, not a comprehensive set of learning objectives, drive the academic program. Unit and lesson planning rely heavily on the materials available to determine the scope and sequence of learning.	Student mastery of standards drives the academic program. School leaders and teachers select, create, modify, and organize materials and instruction to meet the system's learning goals for students.	Preparing students for college and careers drive the academic program. Materials and instructional approaches are implemented and evaluated based on their effectiveness at achieving the system's goals for college and career readiness. The school provides clear road maps for student learning for each reporting period, as well as curriculum guides and other materials. Evidence
Efficiency & Urgency	Competing priorities pull school resources in multiple directions; decisions regarding use of monies or	School resources, including the budget, teacher hours, and student time are allocated and prioritized in accordance	School resources of time and money are maximized for long-term goals of college and career readiness; resources are organized with efficiency

Access tools to improve practice

Best Practices [Return to Framework - Click Here](#)

Fidelity to Mission

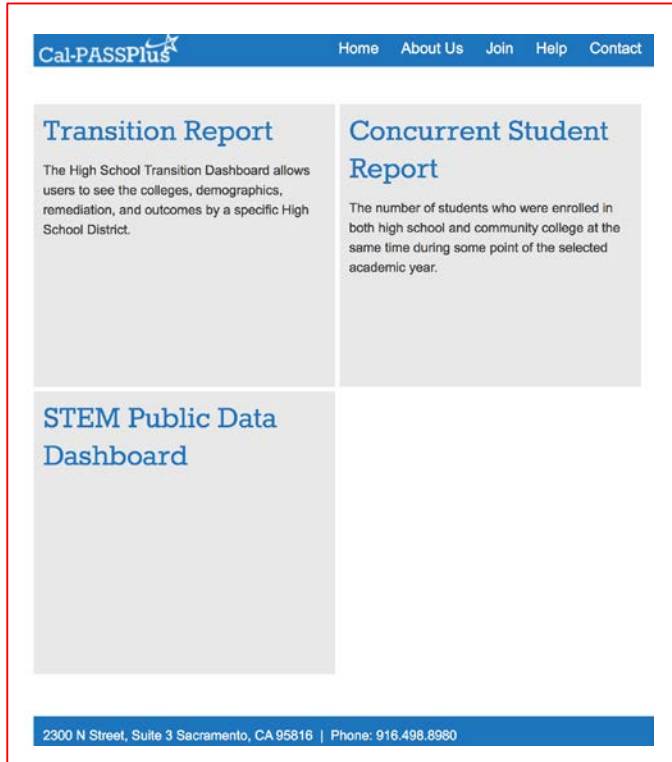
[Go Back to Previous Page](#)

School/Network	Description	
Harmony Magnet Academy	2014 Single Plan for Student Achievement for HMA including school mission, achievement results, and goal areas (career paths)	
Harmony Magnet Academy	National Academy Foundation visit agenda to HMA, including pathways, integrated projects, internships (HMA received NFA distinguished status)	

Download
resources

Any questions, so far?

Helpful Reports tab



- We have 2 new tools to help track dual enrollment and STEM course taking in your region or county
- Redesigned the transition reports to help you better visualize the data

Transition dashboard

[Home](#) [About Us](#) [Join](#) [Help](#) [Contact](#) [News](#) [Links](#) [My Profile](#) [Log-Out](#)

High School District Transition Dashboard

Check out our new Transition Dashboard! Now it's easier than ever to find out where your students go after they graduate from high school, whether or not they are placed into remedial math or English courses, and what their outcomes are. For detailed instructions on how to use the dashboard, click [here](#).

For High School Transitions, click [here](#).

Select High School District
ABC Unified ▼

12th Grade Cohort Year
2011-2012 ▼

Transition Time
1 Year ▼

Run Report

Main

Remedial Math

Remedial English

Outcomes

2300 N Street, Suite 3 Sacramento, CA 95816 | Phone: 916.498.8980

[Privacy Policy](#)

High School & District Transitions

High School District Transition Dashboard

Check out our new Transition Dashboard! Now it's easier than ever to see how many students graduate from high school, whether or not they are placed into remedial math or English courses, and what their transition time is. For more information on how to use the dashboard, click [here](#).

For High School Transitions, click [here](#).

For Individual High School Transition Reports—Click here!

Select High School District

12th Grade Cohort Year
2011-2012

Transition Time
1 Year

Run Report

Main

Remedial Math

Remedial English

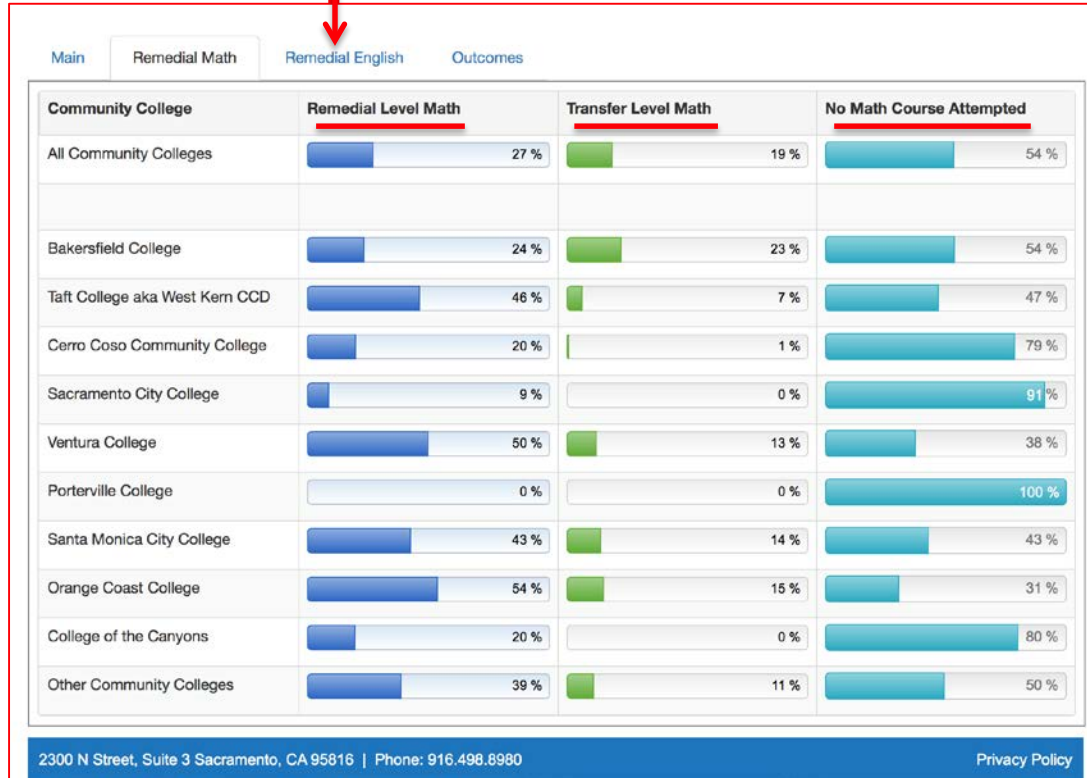
Outcomes

Community College	# of Students from the K-12 District	% of Students from the K-12 District
Bakersfield College	2138	25.0 %
Taft College aka West Kern CCD	460	5.4 %
Cerro Coso Community College	85	1.0 %
Sacramento City College	27	0.3 %
Ventura College	21	0.2 %
Santa Barbara City College	20	0.2 %
College of the Sequoias	13	0.2 %
San Diego Mesa College	10	0.1 %
Other Community Colleges	251	2.9 %

University & Common Pathway Snapshots

Main	Remedial Math	Remedial English	Outcomes
Community College			
		# of Students from the K-12 District	% of Students from the K-12 District
Bakersfield College		2138	25.0 %
Taft College aka West Kern CCD		460	5.4 %
Cerro Coso Community College		85	1.0 %
Sacramento City College		27	0.3 %
Ventura College		21	0.2 %
Santa Barbara City College		20	0.2 %
College of the Sequoias		13	0.2 %
San Diego Mesa College		10	0.1 %
Other Community Colleges		251	2.9 %
No Community College Record Available		5542	64.7 %
University Transitions			
University	# of Students from the K-12 District	% of Students from the K-12 District	
California State University, Fresno	67	0.8 %	
University of California, Davis	48	0.6 %	
Other California Universities	97	1.1 %	
Most Common Pathway			
Community College	University	# of Students enrolled from the K-12 District in Pathway	
Sacramento City College	University of California, Davis	25	
Other Community Colleges	Other Universities	8	

A new look for remediation & outcome reports



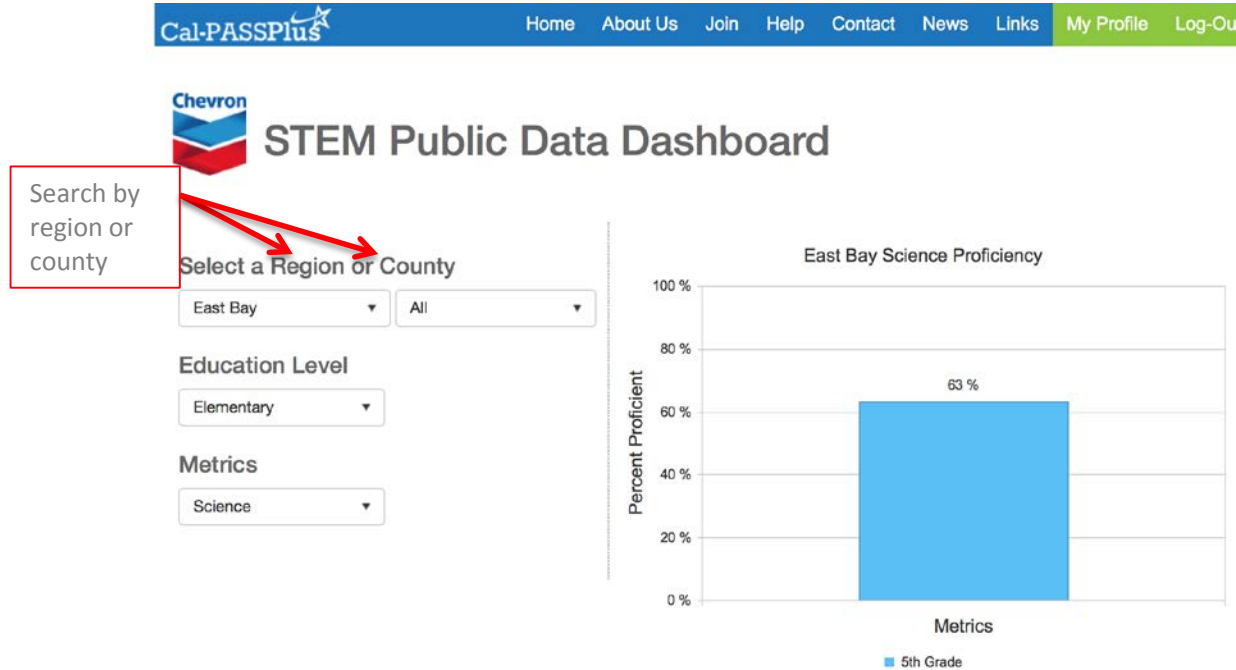
Outcomes report

Click on a college to see outcomes by remediation status

Main Remedial Math Remedial English Outcomes				
Community College (Select specific community college to see outcomes by remediation status)	Chancellors Office Certificate	Associates Degree	Transferred	Transferred with Associates Degree *
All Community Colleges	<div><div></div></div> 1 %	<div><div></div></div> 9 %	<div><div></div></div> 21 %	<div><div></div></div> 6 %
Bakersfield College	<div><div></div></div> 1 %	<div><div></div></div> 9 %	<div><div></div></div> 21 %	<div><div></div></div> 6 %
Taft College aka West Kern CCD	<div><div></div></div> 1 %	<div><div></div></div> 12 %	<div><div></div></div> 20 %	<div><div></div></div> 7 %
Cerro Coso Community College	<div><div></div></div> 0 %	<div><div></div></div> 6 %	<div><div></div></div> 31 %	<div><div></div></div> 4 %
Sacramento City College	<div><div></div></div> 0 %	<div><div></div></div> 0 %	<div><div></div></div> 64 %	<div><div></div></div> 0 %
Ventura College	<div><div></div></div> 0 %	<div><div></div></div> 13 %	<div><div></div></div> 25 %	<div><div></div></div> 6 %
Porterville College	<div><div></div></div> 0 %	<div><div></div></div> 0 %	<div><div></div></div> 13 %	<div><div></div></div> 0 %
Santa Monica City College	<div><div></div></div> 7 %	<div><div></div></div> 0 %	<div><div></div></div> 14 %	<div><div></div></div> 0 %
Orange Coast College	<div><div></div></div> 0 %	<div><div></div></div> 8 %	<div><div></div></div> 15 %	<div><div></div></div> 0 %
College of the Canyons	<div><div></div></div> 0 %	<div><div></div></div> 10 %	<div><div></div></div> 20 %	<div><div></div></div> 0 %
Other Community Colleges	<div><div></div></div> 5 %	<div><div></div></div> 7 %	<div><div></div></div> 19 %	<div><div></div></div> 3 %

* These students are included in the 'Transferred' and 'Associates Degree' column as well

The STEM Dashboard



Member List tab

Search by region
or by district

Member List

Select Region

Inland Empire

Or

Select District

Refresh

☐ Show only districts with data

K-12

Community College

University

District Name	Most Recent Data (Click to show data)	MOU Expiration Date (R) = Restricted	Programs
Adelanto Elementary		Expired (R)	
Alta Loma Elementary	2006-2007	Expired (R)	
Alvord Unified	2013-2014	No Expiration Date	
Apple Valley Elementary			
Apple Valley Unified	2013-2014	No Expiration Date	
Baker Valley Unified			
Baldy View ROP	2010-2011	Expired	
Banning Unified	2009-2010	Expired (R)	
Barstow Unified	2013-2014	No Expiration Date	
Bear Valley Unified		Expired (R)	

« 1 2 3 4 5 6 7 8 9 »

Page size: 10

84 items in 9 pages

Feature
coming soon

How can I join Cal-PASS Plus?

Cal-PASSPlus

[Home](#) [About Us](#) [Join](#) [Help](#) [Contact](#) [News](#) [Links](#) [My Profile](#) [Log-Out](#)

Join Cal-PASS Plus

To join Cal-PASS Plus, there are two options:

1) If you are the authorized signer, complete an [online MOU](#).

Or

If you are not the authorized signer, complete a [classic MOU](#) request form. Once you submit the request you will receive a full MOU to review, sign and mail to Cal-PASS Plus. PLEASE NOTE: You must mail in a signed MOU to be recognized as a user.

2) Once you receive your MOU confirmation, you may submit your data using the simple data upload tool.

For help in completing the MOU, data submission, or for general questions contact:

Teresa Cummings, Ph.D.
Executive Vice President
Educational Results Partnership
Phone: (916) 498-8980 Ext. 214
Email: teresa@edresults.org

or

Emily Lawrence, Ed. D.
Director of College & University Outreach, Cal-PASS Plus
San Joaquin Delta College
Phone: (209) 954-5820
Email: emily@calpassplus.org

For technical support, please email help@calpassplus.org or call (916) 678-0101.

2300 N Street, Suite 3 Sacramento, CA 95816 | Phone: 916.498.8980

[Privacy Policy](#)

Two ways to join the system:

- Online MOU with electronic signature
- Classic paper MOU

Uploading files to the system...

Cal-PASSPlus

Home About Us Join Help Contact News Links

File Submission

This page is for submitting your data files. We have created a new, simple process so you can upload your files without using the old "validator" system.

This file submission takes place over SSL-encrypted protocol and files are never stored on our web servers (not even temporarily). They are immediately deposited into the secure storage, not accessible via Internet. It is more secure than FTP (SFTP, or FTPS).

File Purpose*

Select purpose ▼

File Description

Bold

Choose files

Submit Files

Links to the data descriptions and definitions found under File Purpose:

- [CALPADS](#): Submit all end of year files. Click link for more details. **Note:** For ODS Extracts made after July 2014, be sure to include the SELA file in your submission.
- [Legacy K-12](#): (Pre-CALPADS) Submit Cal-PASS student, course and award extract files
- [STAR](#): Submit all
- [CAHSEE](#): Submit all
- [CAASPP](#): Submit all
- [University Level Data](#): All requested, including remedial
- [Community College Data](#): All requested

Files that need to be uploaded

- The process has been simplified to a "drag and drop" process.

What Cal-PADS files do I submit?

From 2011-2012 Academic Year to current (2014-2015)

Cal-PADS


- SENR- Student Enrollment
- SINF- Student Information (Demographics)
- SPRGO Student Programs
- SELA-Student English Language Acquisition
- CRSC-Course Completion
- SCSC Student Course Completion
- SCTE-Student CTE

Test Vendor Files

- STAR/CAASPP
- CAHSEE

*Once you're up-to-date, you only have to submit once every year

If you have more questions about help uploading your data...

[Home](#) [About Us](#) [Join](#) [Help](#) [Contact](#) [News](#) [Links](#) [My Profile](#) [Log-Out](#)

Help Resources

Training Videos:
[Submitting your CALPADS files to Cal-PASS Plus \(video\)](#)

Documents:
Here are some brief, typically one-page guides to answer common Cal-PASS Plus questions.
[About Cal-PASS Plus](#)
[How to Submit Data \(K-12\)](#)
[K-12 Data Available on Cal-PASS Plus](#)
[Transition Reports at a Glance](#)
[Key Reasons to Participate in Cal-PASS Plus](#)
[Benefits from Participating in Cal-PASS Plus:](#)
[K-12](#)
[Community College](#)
[University](#)

If you have suggestions for additional guides, please [email Cal-PASS Plus Support](#) with your suggestions.

2300 N Street, Suite 3 Sacramento, CA 95816 | Phone: 916.498.8980 [Privacy Policy](#)

If you need assistance uploading data

Please don't hesitate to contact our helpdesk:

help@calpassplus.org or 916-498-8980 (ext.216)

Additional Resources:

How-to Guide: [http://help.calpass.org/files/How to Submit Data.pdf](http://help.calpass.org/files/How_to_Submit_Data.pdf)

Step-by-step training Video: [http://k12.calpassplus.org/files/Cal-PASS Upload Training.mp4](http://k12.calpassplus.org/files/Cal-PASS_Upload_Training.mp4)

Regional Learning Collaboratives



- Intersegmental
- Collaborative
- Goal-oriented
- Data-driven



EDUCATIONAL
RESULTS
PARTNERSHIP



Explore Data and Collaborate

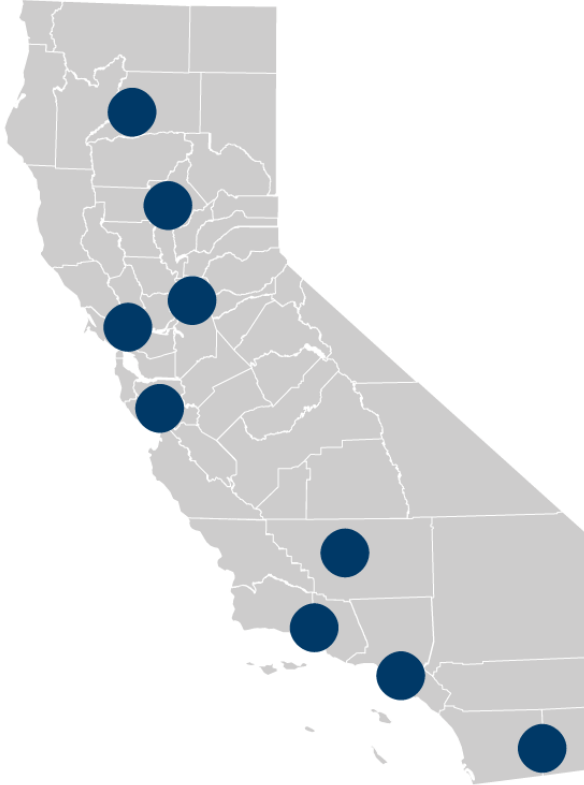
[Pre K-12 Schools](#)[Community
Colleges](#)[Universities](#)[Regional Learning
Collaboratives](#)[About](#)[Getting Started](#)[RLC Map](#)

Education-to-Workforce Pipeline

Select Your Economic Region OR Select Your County



Where is RLC work occurring?



- Across California
- Varying areas of focus
 - Foster youth
 - Career Pathways/CTE
 - Graduation Rates
 - Transitions
 - STEM
 - Equity

How do I get started?



1. Identify an issue
2. Determine who should come to the table
3. Reach out to Cal-PASS Plus
4. Explore RLC exemplars
5. Have an exploratory meeting
6. Begin action planning!

Questions...?

Please join us...

- December 7, 2015, 10-11am
 - Cal-PASS Plus Winter Webinar: *Walking through new features & reports for community colleges & universities*
- Spring Webinars for K-12s, Community College, Universities
 - January date TBD
 - February date TBD

CONTACT US

EDUCATIONAL RESULTS PARTNERSHIP

2300 N Street, Suite 3
Sacramento, CA 95816

PHONE/WEB CONTACT

(916) 498-8980

www.edresults.org

outreach@edresults.org