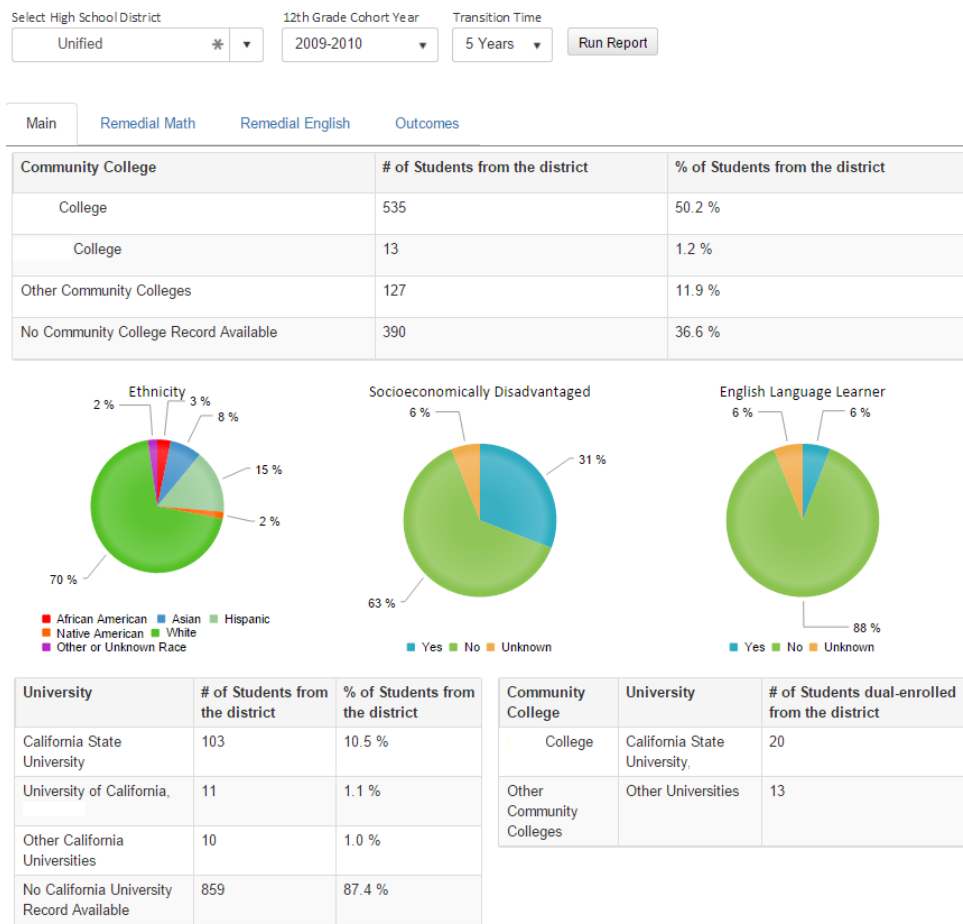


Transition Reports

After logging into your Cal-PASS Plus account, go to the academic level you are interested in (K-12, Community College, etc.), then from the dropdown, choose Transition Dashboard. Choose the district you are interested in viewing. Next choose the 12th Grade Cohort Year. This is the year that students left their K-12 district. For example, if a student graduated in 2009, their 12th Grade Cohort Year is 2008-2009.








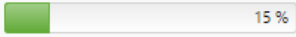




Next, choose the Transition Time. This is the number of years that have passed since the students left their K-12 district. If you want to see how many students went directly from K-12 to community college/university, you would select 1 Year for the Transition Time. If you select more years, you can add in the students who may have taken longer to enroll after high school graduation.



After you select your criteria, you will see four tabs: Main, Remedial Math, Remedial English, and Outcomes. Under the Main tab, you will see the number and percent of students who went to each of the listed community colleges. A community college will be listed only if 10 or more students attended that community college from the selected K-12 district. If fewer than 10 students attended a particular community college, the student count will be listed under “Other Community Colleges”. The number of students from the selected K-12 district who did not attend a California Community College is included in the “No Community College Record Available” section.










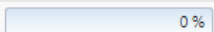


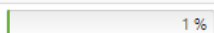
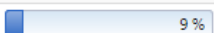
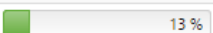
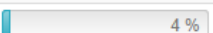
Below the Community College transition section, you will see demographic information for the selected K-12 district. Below the demographic information, you will see the number of students who enrolled in a California public university directly from high school and the number of students who transferred from a particular college to a particular university within the selected Transition Time. Note, not all universities have updated data in the Cal-PASS Plus system, so the total counts may not represent all students accurately.

[Main](#)
[Remedial Math](#)
[Remedial English](#)
[Outcomes](#)

Community College	Remedial Level Math	Transfer Level Math	No Math Course Attempted
All Community Colleges	 39 %	 25 %	 36 %
College	 41 %	 27 %	 31 %
College	 38 %	 15 %	 46 %
Other Community Colleges	 29 %	 15 %	 56 %

The next two tabs show Remediation rates for math and English courses. You can see the percentage of students who attended the selected college from the selected K-12 district who were placed in remedial classes, the percentage who were placed in transfer level classes, and the percentage who never attempted a math/English course within the selected transition time.

[Main](#)
 [Remedial Math](#)
 [Remedial English](#)
 [Outcomes](#)

Community College (Select specific community college to see outcomes by remediation status)	Chancellors Office Certificate	Associates Degree	Transferred	Transferred with Associates Degree
All Community Colleges	 3 %	 10 %	 13 %	 4 %
College	 4 %	 11 %	 13 %	 4 %
College	 0 %	 0 %	 15 %	 0 %
Other Community Colleges	 1 %	 9 %	 13 %	 4 %

The “Outcomes” tab shows the percentage of students from the selected K-12 district who attended the indicated college who received a Chancellor’s Office Certificate, received an Associates Degree (AA or AS), transferred to a 4 year institution, or transferred to a 4 year institution after receiving an Associates Degree. When you click on the name of a college, you can also see the outcomes specifically for students who had been placed into remedial courses compared to those that started at the transfer level.

If you have any questions, please contact us!

Cal-PASS Plus
(916) 498-8980
outreach@edresults.org